

Student Reference Guide For My Talladega

Learning Portal



If you are having troubles with My Talladega go to <http://www.talladega.edu/support/OnlineHelpDesk.asp> and submit a help desk ticket

Information Technology Department

Sumner Hall (Basement)

Director

Mrs. L. Brewster

IT Support

Mr. Chris Turner 256-761-6598

Ms. Sharon Downing 256-761-6232

Instructions for logging into My Talladega:

1. Enter your ID number in the " ID Number" field.
2. Enter your Password in the PIN field.
3. Click the Login button.

ID Number: Pin: [Login](#) [I forgot my password](#)

How To View Your Courses

1. Log into My Talladega <https://my.talladega.edu>
2. Look on the left hand side to find my courses
4. Courses will display, select your courses
5. View your course syllabus and course assignments

HOME ACADEMICS GIVE TO TALLADEGA CAMPUS LIFE ADMISSIONS FAST TRACK STUDENTS EMPLOYEE INFO HELP MORE ▼

You are here: Home

My Talladega

Home

Quick Links

- My Courses
- My Pages
- General Student Aid Net
- Fee Calculator
- BOOKSTORE
- Student Email
- Faculty/Staff Email
- Talladega College
- FACEBOOK
- Youtube

My Talladega

Printer Friendly

Welcome

MyTalladega is Talladega College's Internet Campus Solution. It is your Online Gateway to your personal information at the touch of a button from your PC or any other mobile internet device. **MyTalladega** will allow you to check your application, admissions status, and financial aid. It will also allow you to register online, view academic data, have access to your student account, and you can also make credit card payment online.

Emergency Procedures

Procedures

EMERGENCY EVACUATION OF BUILDINGS: In the event of an emergency, ALL PERSONS ARE REQUIRED TO EVACUATE BUILDINGS at the sound of a fire alarm. In some instances, an announcement may be made over an intercom system or in person by campus police or supervisors. This requirement pertains to fire; bomb threats to the buildings, or an emergency considered threatening to the physical well being of residents. Supervisors shall direct evacuees to a location that is the farthest point away from the building (at least 250 feet away).

SEVERE WEATHER: In case of a warning of a violent storm and/or possible tornado, students, faculty and staff should follow

Events Calendar

No upcoming events

[View All](#)

[Full Size Calendar](#)

Course Catalog

Enter text in the fields below and select a term to search our course catalog.

Course Title:

Course Code:

Faculty Last Name:

Course Description:

Term:

Show Course Descriptions

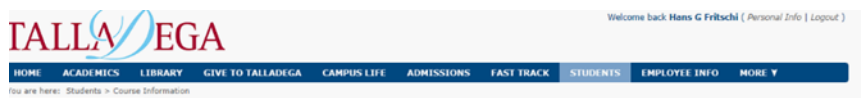
« Previous Image 2 of 2

How to Add/Drop Classes

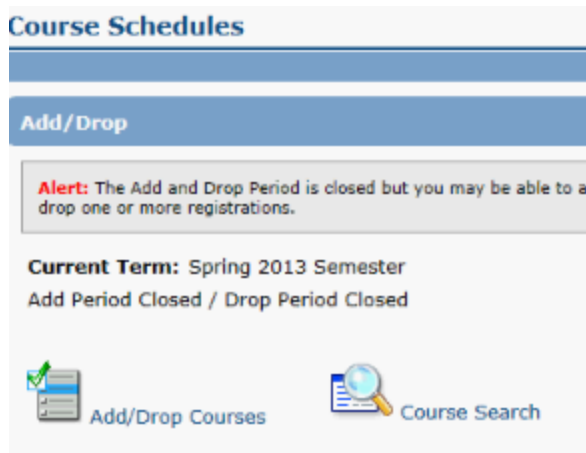
1. Go to www.talladega.edu
2. Click on My Talladega
3. Login Info: Username: Student ID; number / Pin: Assigned Code

ID Number: Pin: [Login](#) [I forgot my password](#)

4. Click on “Student Tab”



5. Click on “Course Search”
6. Change term to current term
7. Select search classes or add classes by course code



8. Review your schedule for accuracy
9. Print schedule

How To Check Your Assignments

1. Go to www.talladega.edu

2. Click on MyTalladega
3. Login Info: Username: Student ID; number Pin: Assigned Code

ID Number: Pin: [Login](#) [I forgot my password](#)

4. On Left Hand Side Locate My Courses
5. Double Click onto My Courses

The screenshot displays the MyTalladega website. On the left is a dark blue navigation menu with the following items: 'My Talladega', 'Home', 'Quick Links', 'My Courses' (highlighted with a mouse cursor), 'My Pages', 'Federal Student Aid Net Price Calculator', 'BOOKSTORE', 'Student Email', 'Faculty/Staff Email', 'Talladega College', 'FACEBOOK', and 'Youtube'. The main content area on the right has a light blue header with 'My Talladega' and 'Welcome'. Below the header, there is a paragraph of text: 'MyTalladega is Talladega College's Inter is your Online Gateway to your personal i of a button from your PC or any other mc MyTalladega will allow you to check you status, and financial aid. It will also allow view academic data, have access to your you can also make credit card payment o'. Below this is a section titled 'Emergency Procedures' with a sub-section 'Procedures' containing the text: 'EMERGENCY EVACUATION OF BUILD: emergency, ALL PERSONS ARE REI BUILDINGS at the sound of a fire alarm announcement may be made over an person by campus police or supervisors.'

6. All Courses should expand.
7. Select Your Course

Quick Links

- ▣ **My Courses**
 - CS 251 - Object Oriented Programming
 - CS 361 A - Advance Programming
 - CS 470 - Computer Networking
 - HUM 102 F - Introduction To Humanities II
 - MCS 212 - Formal Thinking
 - MTH 105 B - Precalculus
 - MTH 200 A - Elementary Statistics
- ▣ **My Pages**
 - Federal Student Aid Net Price Calculator
 - BOOKSTORE
 - Student Email
 - Faculty/Staff Email
 - Talladega College
 - FACEBOOK
 - Youtube

is your Online Gateway to your personal info of a button from your PC or any other mobile *MyTalladega* will allow you to check your ap status, and financial aid. It will also allow you view academic data, have access to your stuc you can also make credit card payment onlin

Emergency Procedures

Procedures

EMERGENCY EVACUATION OF BUILDING
 emergency, ALL PERSONS ARE REQUIF BUILDINGS at the sound of a fire alarm. Ir announcement may be made over an int person by campus police or supervisors. This to fire; bomb threats to the buildings, considered threatening to the physical wel Supervisors shall direct evacuees to a locatic point away from the building (at least 250 fe

SEVERE WEATHER: In case of a warning and/or possible tornado, students, faculty ar instructions given by supervisors, directors ar

LOCK DOWNS: Lock-downs will be used whe determined that it may be more dangerous tc building than to stay in the assigned rooms. threatening with a gun or other deadly weapc progress, etc.) This is a procedure, which all continue with the normal school day, but redi and allows no unauthorized personnel into th

7. Select Coursework

CS 251 - Object Oriented Programming

- Attendance
- Collaboration
- Course Information
- Coursework**
- Gradebook
- Main Page
- Syllabus

Quick Links

- ▣ **My Courses**
- ▣ **My Pages**
 - Federal Student Aid Net Price Calculator
 - BOOKSTORE
 - Student Email
 - Faculty/Staff Email
 - Talladega College
 - FACEBOOK
 - Youtube

CS 251 - Object Oriented

About This Course

Activities [January 29-Feb 5, 2013]

Activities [January 29-Feb 5, 2013]

Chapter 2 Videos has been updated under th

1. I have posted your First Practice Test with A
2. Reading Assignment-Start reading Chapter 2
3. Chapter 1 Test has been posted
4. Practice Test Ch 2 has been postec
5. Programming Assignments has been under the Coursework

Activities [January 20-27, 2013]

Activities [January 20-27, 2013]

Chapter 1 Videos has been Handout.

1. I have posted your First Practice Test practice Test is under the "Coursewor


8. View your Coursework Listed


Coursework

Printer Friendly

Coursework

Due Next:

 [Chapter 1 Test](#)
due **Tuesday 2/5, 11:55 PM**

 [Practice Test Chapter 2](#)
due **Thursday 2/7, 11:55 PM**

[view all assignments by date](#)

This page lists the assignments for this course. View one to see all the details about what you need to do to complete it, and (eventually) the grade you earned.

Generally, assignments are added throughout the course, so be sure to check back often.


[Chapter 1 Practice Test](#) [Click to close](#)

The whole term

 [Practice Test Chapter 1](#) (40/40, A (100%))


[Chapter 1 Test](#) [Click to close](#)

The whole term

[Chapter 1 Test](#)  Now open
Test due **Tuesday, February 5 at 11:55 PM (Required)**
Chapter 1 Test is based on Multiple Choice and true False Questions and It has **Only One Attempt!** The Due Date is firm 02/05/2013

[Practice Test Ch 2](#) [Click to close](#)

The whole term

[Practice Test Chapter 2](#)  Now open
Chapter Practice Test due **Thursday, February 7 at 11:55 PM (Required)**
Practice Test Chapter 2 is based on Multiple Choice and true False Questions and it has Multiple Attempts. This is only for Self-Assessment. Grade will be not counted towards your Final Grade.

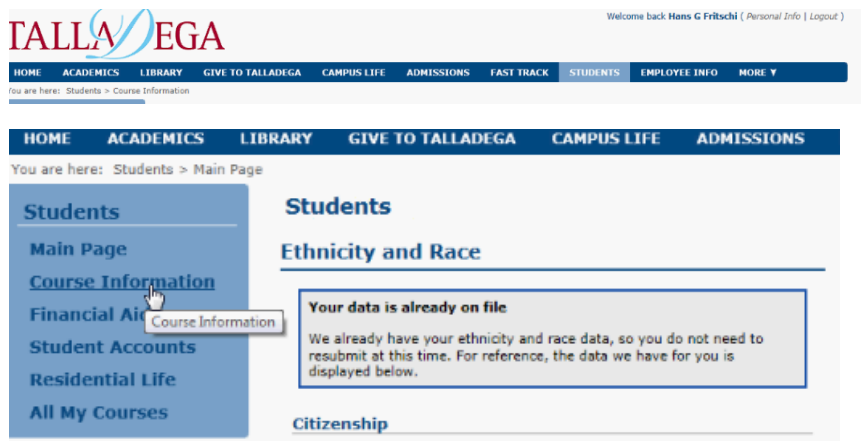
[Programming Assignment Ch1](#) [Click to close](#)

How To View Your Schedule

1. Go to www.talladega.edu
2. Click on My Talladega
3. Login Info: Username: Student ID; number/ Pin: Assigned Code

ID Number: Pin: [Login](#) [I forgot my password](#)

4. Locate Student Tab (within the top of the toolbar)
5. Select Course Information (left hand side)



The screenshot shows the Talladega College website. At the top, there is a navigation bar with the following links: HOME, ACADEMICS, LIBRARY, GIVE TO TALLADEGA, CAMPUS LIFE, ADMISSIONS, FAST TRACK, STUDENTS, EMPLOYEE INFO, and MORE. Below the navigation bar, there is a sidebar menu with the following items: Students, Main Page, Course Information, Financial Aid, Student Accounts, Residential Life, and All My Courses. The main content area is titled 'Students' and contains a section for 'Ethnicity and Race' with a message that says 'Your data is already on file' and 'We already have your ethnicity and race data, so you do not need to resubmit at this time. For reference, the data we have for you is displayed below.' Below this message is a section for 'Citizenship'.

6. Your Schedule Will be listed like so

You are here: [Students](#) > [Course Information](#)

Students

- [Main Page](#)
- [Course Information](#)
- [Financial Aid](#)
- [Student Accounts](#)
- [Residential Life](#)
- [All My Courses](#)

Quick Links

- [My Courses](#)
- [My Pages](#)
- [Federal Student Aid Net Price Calculator](#)
- [BOOKSTORE](#)
- [Student Email](#)
- [Faculty/Staff Email](#)
- [Talladega College](#)
- [FACEBOOK](#)
- [Youtube](#)

Course Information

Student Schedule

Course Schedule for Hans G Fritschi [View Details](#)

Course	Title	Meets
CS 251	Object Oriented	TR -8:00 - 9:20 AM
CS 361 A	Advance Program	TR -11:00 - 12:20
CS 430	Computer Networ	MWF -2:00 PM - 2:50
HUM 102 F	Introduction To	TR -6:00 PM - 6:50 AM
MCS 212	Formal Thinking	-
MTH 105 B	Precalculus	TR -9:30 - 10:50 AM
MTH 200 A	Elementary Stat	MWF -11:00 - 11:50 AM

Course History

To view your complete course history, click the [View Course History link](#)

[View Course History](#)